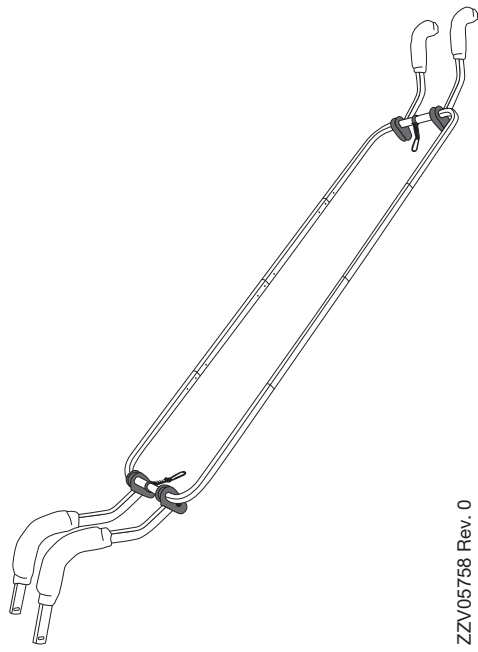




EXPRESS FRAME

855090000KK

www.kong.it



ZZV05758 Rev. 0

ENGLISH

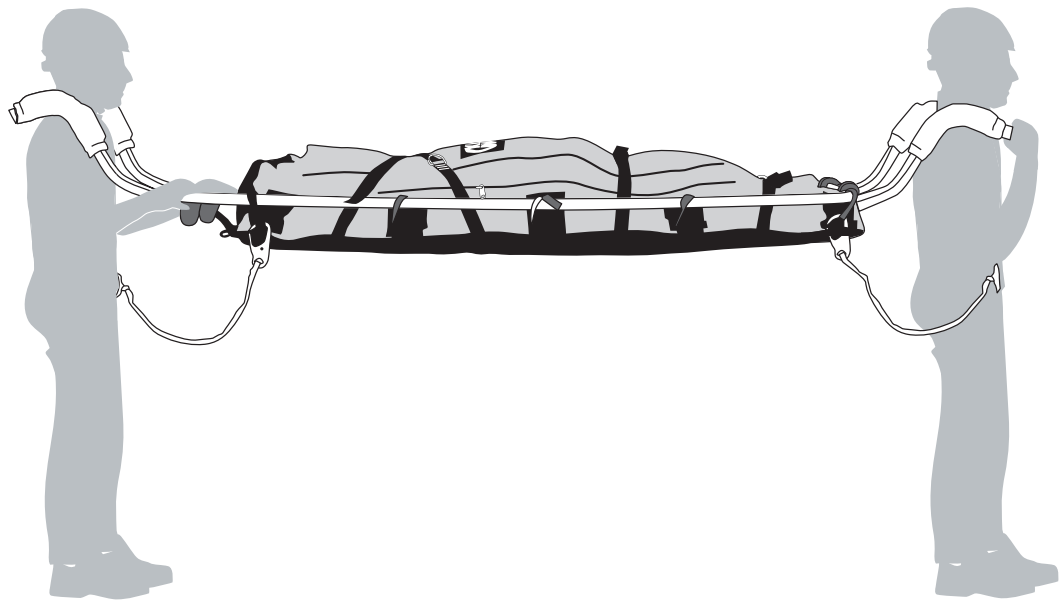
The "EVEREST" kit can be combined with the "EXPRESS FRAME" to facilitate ground transportation in the following ways:

- 1) assemble a header of the frame with the relative spars (fig. 1)
- 2) insert the assembled part of the frame into the side handles of the rescue bag (fig. 2),
- 3) assemble the second header of the frame (fig. 3)
- 4) insert the second header in the remaining side handles of the rescue bag (fig. 4) and join it to the rest of the frame,
- 5) hook the front and rear handles (head and feet) of the sheet to the headers of the frame using the relative connectors (fig. 5)
- 6) insert the handles into the headers of the frame (fig. 6),


ITALIANO

È possibile abbinare il kit "EVEREST" alla portantina "EXPRESS FRAME" per facilitare il trasporto a terra con le seguenti modalità:

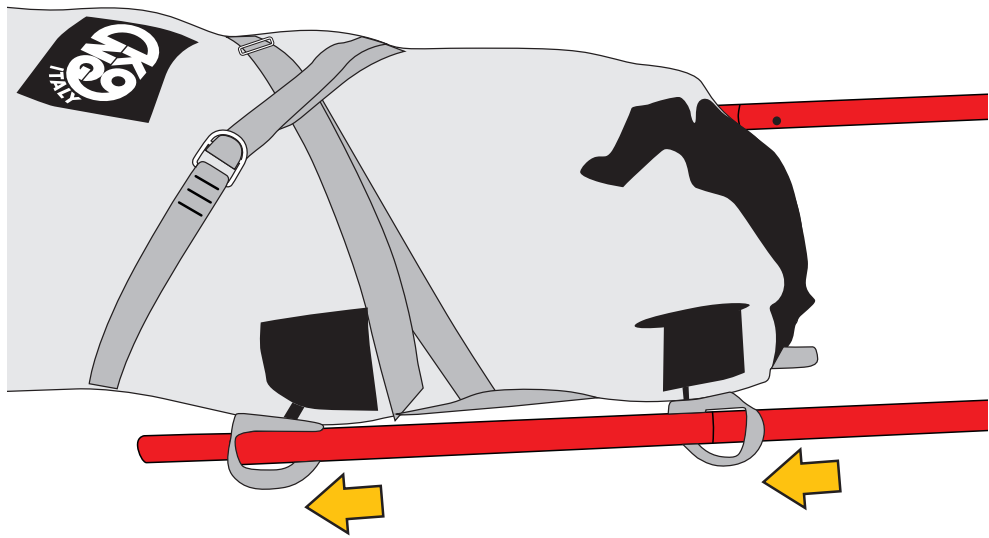
- 1) assemblare una testata della portantina con i relativi longheroni (fig. 1),
- 2) infilare la parte assemblata della portantina nelle maniglie laterali del telo (fig. 2),
- 3) assemblare la seconda testata della portantina (fig. 3),
- 4) infilare la seconda testata nelle rimanenti maniglie laterali del telo (fig. 4) e unirla al resto della portantina,
- 5) agganciare la maniglia anteriore e quella posteriore (testa e piedi) del telo alle testate della portantina mediante i relativi connettori (fig. 5),
- 6) inserire i manici nelle testate della portantina (fig. 6),



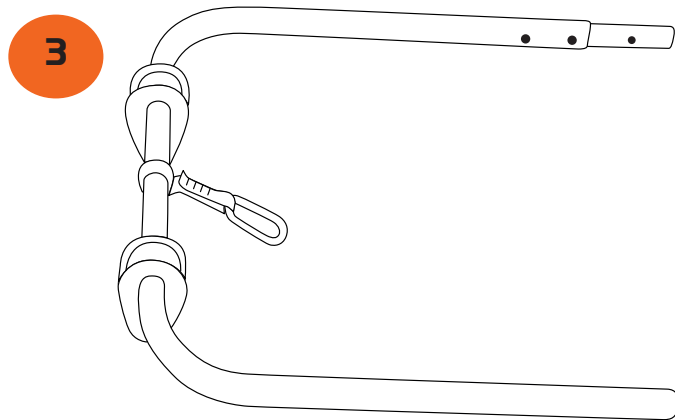
1



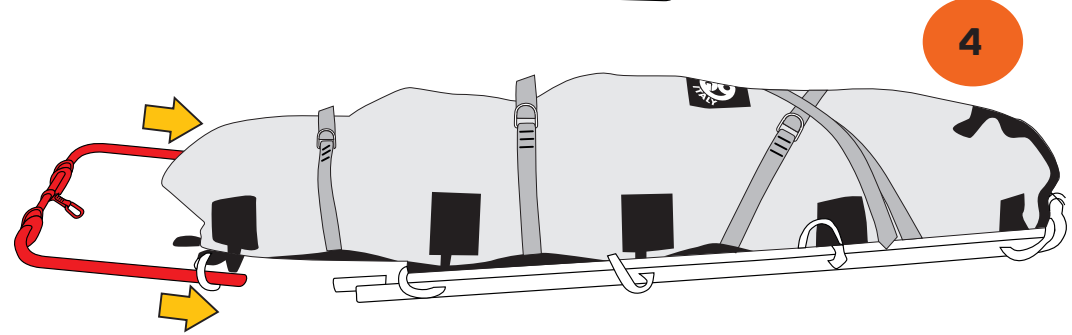
2



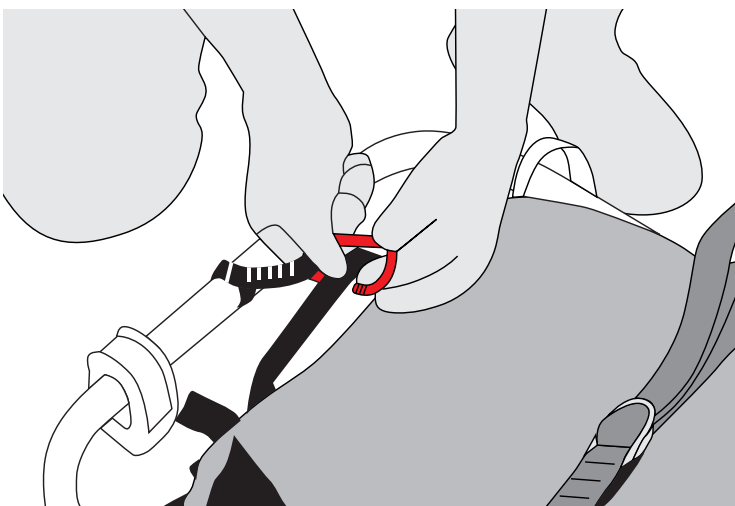
3



4



5



6

